


# Administrator Contact Email

You can manage your Rallybound contact email addresses, to set the "From" address in the campaign's correspondences, and to indicate which email address (or addresses) should receive administrator notifications from the campaign. To do so, follow these steps:


1. Log in to your campaign admin panel (at [yoursite.com/admin](#))
2. Click "Settings" and then "Campaign Settings" in the left sidebar
3. In the "Email Options" section, enter the "From" address in "Admin (from) Email Address", and enter an address or multiple addresses at which to receive administrator notifications in "Email addresses to be notified".


---


— Email Options —


Admin (From) Email Address: 


▲ Advanced Admin Email Settings


Admin From Email Name: 

Admin ReplyTo Email Address: 

Admin ReplyTo Email Name: 

Contact Us Email Address: 

Contact Us Name: 

Email Addresses to be notified: 

Be notified when a member changes their goal or their team's goal

Be notified when a member updates their page or their team's page

---