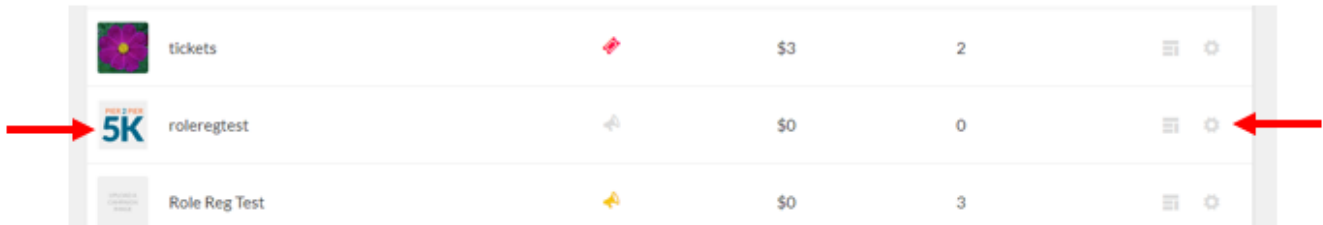














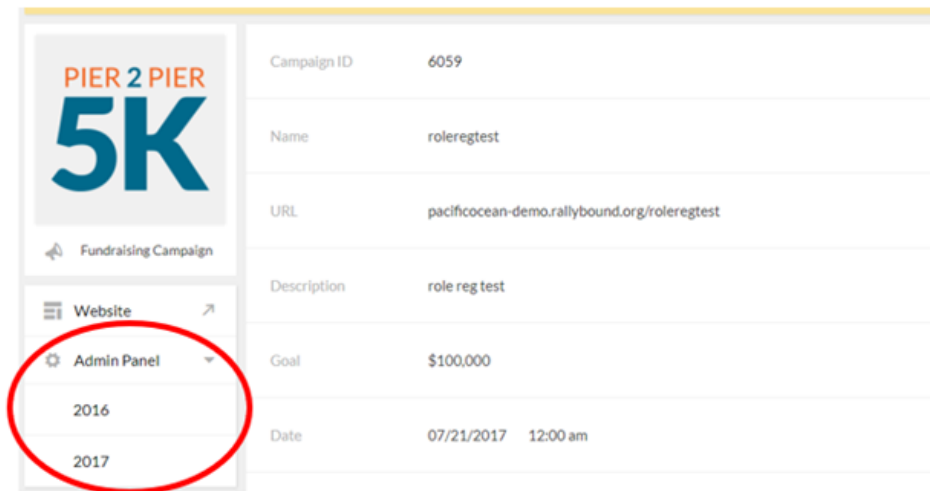
Reports for Campaigns that have been relaunched

When a campaign is relaunched and you want to access reports you will want to log into your campaign admin. You will double click the campaign in which you are seeking historical reports:





	tickets		\$3	2		
	roleregtest		\$0	0		
	Role Reg Test		\$0	3		

Once you see the view below you will click on the arrow under "Admin Panel". All years of which data are stored will appear. When you select the appropriate year you can access reports from previous years.



PIER 2 PIER 5K
Fundraising Campaign

Website 

Admin Panel 

- 2016
- 2017

Campaign ID	6059
Name	roleregtest
URL	pacifcocean-demo.rallybound.org/roleregtest
Description	role reg test
Goal	\$100,000
Date	07/21/2017 12:00 am