

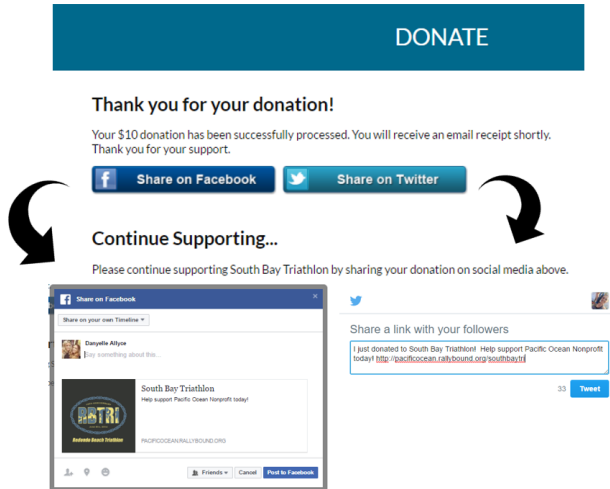
# Social Shares Text and Updates

Rallybound provides tools for administrators to set defaults for social shares that users will encounter throughout the system. These are all accessed in the Admin, under Website > Social Shares ([on any entity type](#)). Below is a comprehensive list of these defaults.

## Post-Donation Share

These social shares are displayed after a donation has been made.

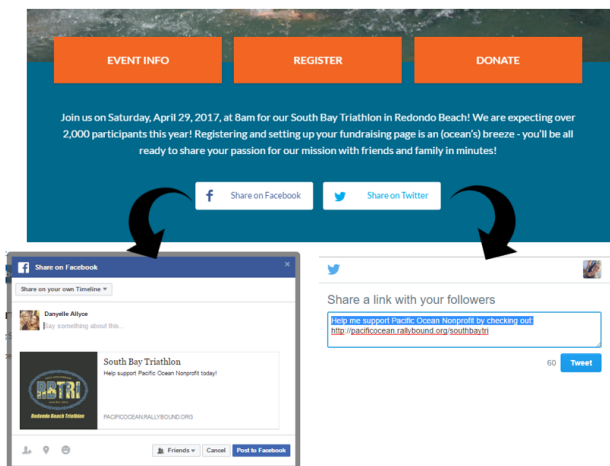
- "General Campaign Share – Facebook" sets the default Facebook text
- "Donor Post-Donation Share - Twitter Text" sets the default Twitter text



## General Campaign Shares

These social shares are accessible on campaign landing pages, including the share widget on standalone pages.

- a. Email
  - a. Email Subject
  - b. Email Body Text
- b. Facebook
  - a. Facebook Title
  - b. Facebook Meta Description
- c. Twitter Text



## Fundraising Page Shares


These social shares are accessible in the share widget on personal and team fundraising pages.

- a. Email
  - a. Email Subject
  - b. Email Body Text
- b. Facebook
  - a. Facebook Title
  - b. Facebook Meta Description
- c. SMS Text (only visible on mobile)
- d. Twitter Text

## Registration Completed

These social shares are displayed after a registrant completes their registration.

- "General Campaign Share – Facebook" sets the default Facebook text
- "Registration Completed - Twitter Text" sets the default Twitter text



### Note

Rallybound is reliant upon Facebook to update their cache. If you made changes and they are not reflecting you will need to do the following:

1. Go to: <https://developers.facebook.com/tools/debug/>
2. Add the url of the campaign in there.
3. Click debug button.
4. On the next page, click Scrape again button.

This will manually refresh your cache.